

WELCOME TO OUR WORLD



We make light that makes you see, light that makes you look, light that animates the world around you.

We develop lighting solutions that enhance people's life, and therefore people's quality of life. We bring our experience in light to the service of architects, interior and lighting designers, realizing what is in their mind, creating a lighting scenography integrated in the architecture. Using the right light in the right way to make architectural concepts stand out.

Founded by designer **Paul Ameloot**, today the company is still owned and managed by the family. As **a family business** we love to share our passion, creativity and dedication.

Our aim is to inspire people all around the world.







As a family we have a personal stake in making your project successful.

We strive to be the best in all we do.

Building on 25 years of lighting development, production and design expertise, we look very ambitious but confident towards **the future**. We continuously invest in people, in new markets, in production techniques and in our infrastructure – aiming to further upgrade our service abilities, expand our R&D department, testing and laboratories facilities, increase warehouse automation and extend the House of Light training center.



At Delta Light we realize that our business activities are associated with responsibility for ecological awareness, health and sustainability, and handle these issues as a priority. Over the past few years Delta Light has been working to minimize the environmental impacts of its products and manufacturing processes, aiming to further increase the energy efficiency of the company.



WE ARE DELTA LIGHT®

An essential tribute in Delta Light's creative process is the extensive in-house design, development, testing, engineering and manufacturing of all products. This enables the company to realize its short idea-to-market philosophy, resulting in extensive new collections on a very regular basis.

The lighting industry is constantly changing and evolving. We consider this both to be a challenge and an opportunity. It fascinates us to keep on bringing **new designs and lighting solutions**. You could consider it a passion to surprise and inspire people around the world. We start from our own in-house design team, but also love to explore common grounds with architects and designers, coming from different industries, exceeding the essence of collaboration.

Delta Light's extensive R&D team is constantly on the look-out for the trends of the future, both in terms of design and use of

materials, without losing sight for **the power of imagination**. Its creative statement is confirmed by the opinion of several expert panels, resulting in a number of prestigious awards such as IF Design Award, Good Design Award, Red Dot Design Award and many others.

An important feature in Delta Light's creative process is the use of **state of the art development techniques**. The intensive use of 3D printing, early stage FMEA (Failure Mode and Effect analysis), goniophotometry and in-house third party recognized lab (SMT / CTF / satellite data acceptance)

result in a fast, efficient and first time right development process. As such, an essential attribute in the company's short idea-to-market philosophy.

Throughout the entire production process Delta Light distinguishes itself by handling the **strictest quality parameters**, to ensure products and services are designed and produced to exceed customer requirements. Every step in the production process has a routine quality procedure, covering both product quality and testing. Each product that leaves Delta Light, has been inspected and tested thoroughly, resulting in

minimal returns and maximum efficiency.


Product quality and safety testing according to the international IEC standards is done in our company owned accredited Delta Light Laboratory. The close cooperation with our certifying partner SGS-CEBEC® leads to CE, ENEC and CB certifications for European and IEC member countries (<http://members.iecee.org/>). The laboratory also covers the testing of products for the North American market by being certified as a level 4 satellite laboratory for INTERTEK®. This allows us to easily obtain the cETLus listing for our products.

Since our foundation in 1989 we have developed from a small Belgian company to become a global business, offering lighting solutions and services in 120 countries worldwide.

GLOBAL

In addition to the Belgian headquarters we have Delta Light branch offices and partners on all continents and most important design capitals, from Miami to Bogota, from Amsterdam to Dubai, from Saint-Petersburg to Hong Kong, from New York to Milan, Toronto,... and many more. Our main goal is to support the international projects personally and locally.

Delta Light has catered for some of the world's most well-known brands and architects, providing sophisticated and value adding lighting solutions. Ranging from retail to residential, office, public, showrooms to hospitality and landscape projects, small to very large scale, Delta Light has the product range, experience and knowledge to meet the functional and aesthetic needs of your projects.




Each project requires a customized approach, as such Delta Light distinguishes itself with an exceptional package of services and design tools. The global team works with all stakeholders involved to get the best possible result. Starting with lighting support all the way down to the installation process and project follow-up. Be it for technical or application questions, performance and energy saving studies, custom designs and made-to-measure solution, rendering or graphics, or any other lighting support needs... Delta Light provides a one-stop-shopping solution for your projects.



DESIGN

We are focused on the details. The looks, how a fixture moves, how it can be specified and installed, the ease of enjoying the light and so much more. With a surprising visual simplicity, our products are the result of extensive research and testing, **fusing advanced technology with timeless design and sustainable materials.**

The breakthrough of **LED technology** currently being experienced is probably the biggest development in lighting technology for decades. Delta Light plays a leading role in implementing this new technology, designing and manufacturing its own LED lamps, developing innovative LED products and tailor-made solutions, enabling designers and users alike to optimally exploit the previously unimagined possibilities in lighting.



Delta Light is and has always been at the forefront of new developments and has consequently gained an established position as a leading innovator of exclusive products in the lighting sector. An unfortunate consequence of the company's design focused philosophy is the high number of slavish copies available on the market.

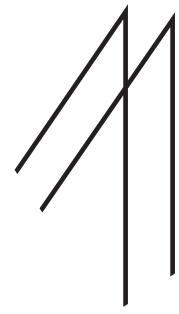
These infringements upon **Delta Lights' intellectual property rights** are seen as an act of unfair competition, and an encroachment on Delta Light's innovative design positioning and its success. In this respect, Delta Light has established **a strict policy worldwide for enforcing the exclusivity in its designs by all legal means.**

TECHNOLOGY



Delta Light's team of LED engineers is on a continuous quest to match the company's credo for design with energy-efficiency and **optimal quality of light**. Through extensive in-house testing, advanced product development knowledge and continuous optimization of materials used, Delta Light is able to provide architectural lighting which excels in optical performance, durability and efficiency. The collection enables designers to create different lighting scenes, from accentuation to ambient, wall washing, orientation or open area lighting, selecting from an extensive range of beams, filters, lenses and other accessories.





THINGS TO LOOK FOR

in the Lighting Bible® 11



1

Soft Ceiling iMax range designed to minimize glare and create clean sightlines. One luminaire type for multiple lighting scenographies.

2

Discover the Spy, a very extensive and versatile range. A hybrid of elegance and flexibility. Mini to medium or large sizes in all types of application - recessed, surface mounted, profile modules and track (including new 48V track version).



4

New Soft Dim technology, where the color of the LED gets warmer as it is dimmed, replicating the dimming behaviour of a conventional halogen lamp.



3

Extension of made-to-measure led profile solutions with trimless finish, superior efficiency and high light output results.




8

Miniaturization of luminaire design resulting in wide range of minimalistic led downlighters with surprising light output results.



5

Eyecatching new shapes and materials to upgrade your project.



6

Customize your light effect choosing from a range of light shaping and glare controlling accessories. Available for wide range of luminaires, combining maximum eye comfort, full beam control and minimal light loss.



9

New Montur collection, a range of authentic, pure and timeless luminaires for both interior and exterior use.

10

Extension of the very versatile Supernova range, resulting in track, recessed, surface mounted, stand alone and outdoor LED luminaires.



7

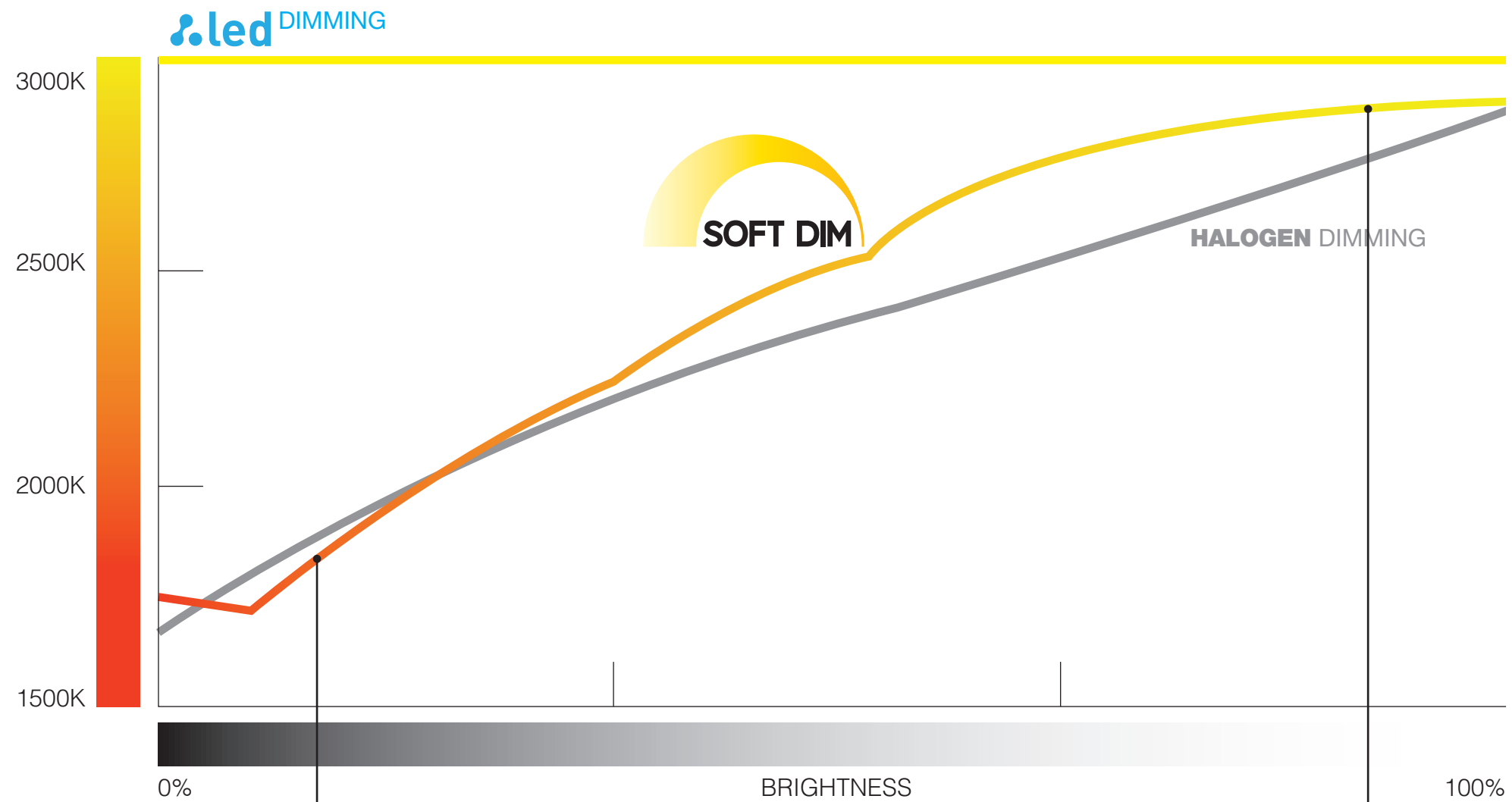
New generation of leds (up to 4000lm). Use of superior reflector materials providing maximum performance and efficiency.

11

Extension of the exterior range with more IP65 solutions, either recessed or surface mounted.



SOFT DIM



2700-1800K
CRI > 80 / 850lm (10W)
REFLECTOR 40°





IMAX® SOFT



IMAX® ADJUSTABLE SOFT



YOU-TURN REO SOFT



IMAX® ADJUSTABLE TRIMLESS SOFT



IMAX® WALLWASH SOFT




DIRO TRIMLESS LED SOFT



DIRO GT LED SOFT



DEEP RINGO LED SOFT



DEEP RINGO S LED SOFT



REO OK SOFT



REO S SOFT



REO SOFT



CARREE SC OK SOFT



CARREE GT LED SOFT



MINIGRID IN TRIMLESS FRAME + MINIGRID SNAP-IN SOFT



MINIGRID IN ZB REO SOFT



MINIGRID IN FRAME + MINIGRID SNAP-IN SOFT



CARREE TRIMLESS OK LED SOFT



CARREE ST OK LED SOFT




CARREE ST L LED SOFT




iMAX[®] led

SOFT CEILING **GOOD DESIGN** award



iMAX[®] ADJUSTABLE

A versatile accent lighting solution. For emphasising of individual objects or architectural elements. The tilt mechanism which allows the luminaire to be angled up to 30° is engineered with precision for optimum beam alignment. As a result, the light is emitted exactly where it's needed. The tilting indicator and double locking system enable precise alignment of multiple fixtures.



iMAX[®] ADJUSTABLE TRIMLESS

Ultimate minimalism combined with maximum eye comfort. This version comes with a trimless mounting kit enabling quick and precise installation and finishing. The interchangeable black, white or gold insert allows you to match the fixture with its surroundings and sets the mood of the light; gold for extra warmth, black further reducing glare. A smooth finish matched with maximum lighting comfort.




iMAX[®] WALLWASH

The high performance soft ceiling[®] wallwasher creates evenly illuminated walls. The especially designed reflector enables uninterrupted and homogenous illumination of the wall, from floor to ceiling. To obtain best result, follow the recommended spacing and set out from the wall.

iMAX[®]
Uniform light for general, glare-free illumination for all areas of application. A discrete appearance combined with a multitude of options, including different beams, outputs, colour temperatures, CRI and colour finishes. A timeless, highly functional and unobtrusive architectural lighting tool.





BEAM / HONEYCOMB


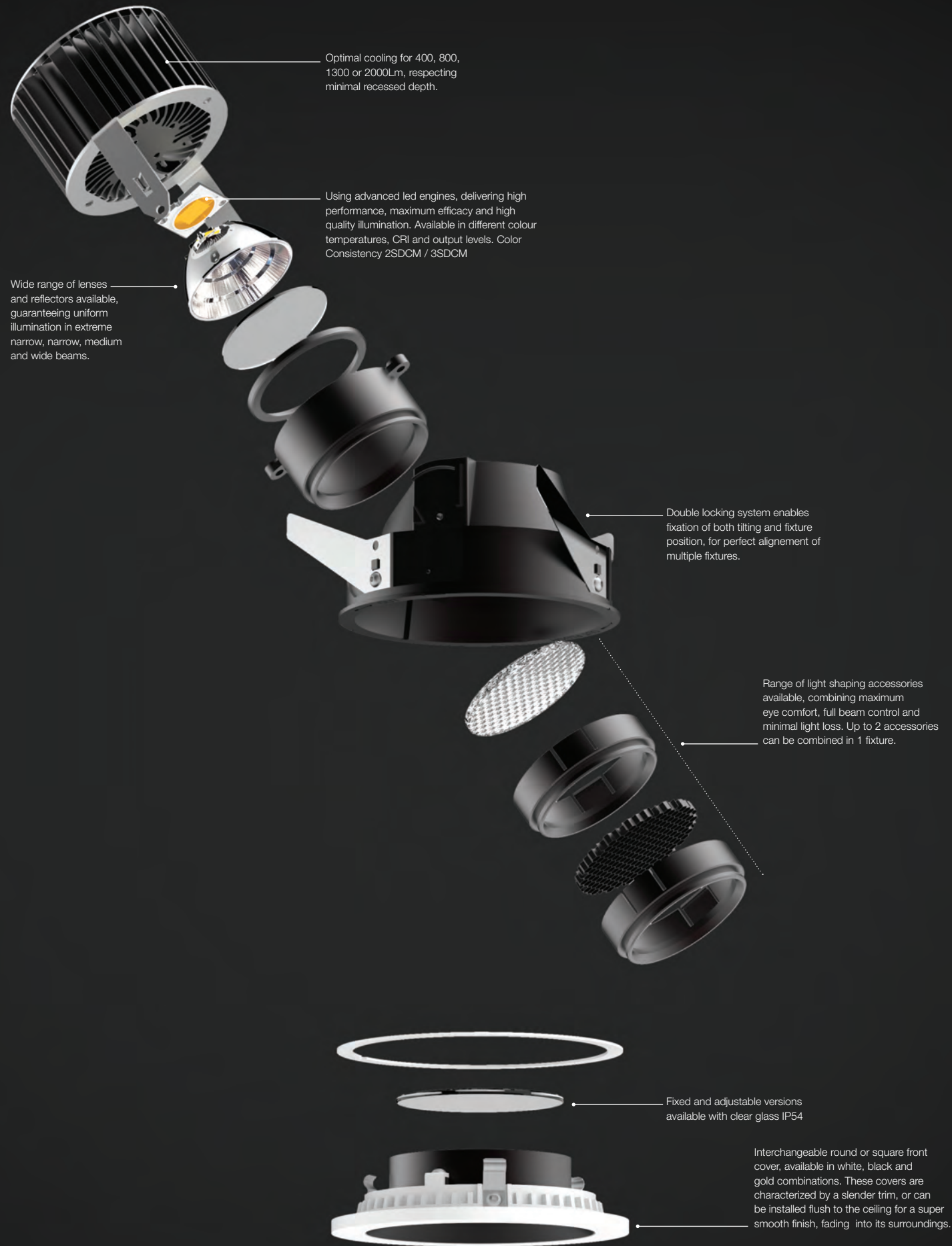
BEAM / LINEAR SPREAD LENS

BEAM / SPREAD LENS

BEAM / SOFTENING LENS

BEAM / GLASS SBL





iMAX® + iMAX® COVER ROUND W-MMAT



iMAX® + iMAX® COVER ROUND FLUSH B-B



iMAX® ADJUSTABLE + iMAX® COVER ROUND IP W-W



iMAX® ADJUSTABLE + iMAX® COVER SQUARE B-MMAT



iMAX® ADJUSTABLE TRIMLESS + iMAX® COVER ROUND TRIMLESS W





iMAX® WALLWASH + iMAX® COVER ROUND WALLWASH B-B






iMAX[®] led





PATENTED EX-CENTRIC ROTATION SYSTEM®



BEAM / HONEYCOMB

BEAM / LINEAR SPREAD LENS

BEAM / SPREAD LENS

BEAM / SOFTENING LENS

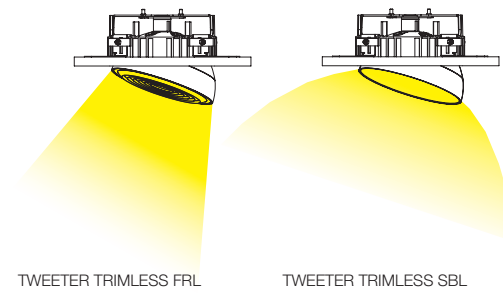
BEAM / GLASS SBL






TWEETER TRIMLESS ^{led}

FRL / SBL



TWEETER TRIMLESS FRL

TWEETER TRIMLESS SBL







MINI REO ^{led}

/ OK / OK1



MINI REO OK



MINI REO OK1



MINI REO



MINI REO OK1 B + MINI REO HONEYCOMB B



MINI REO OK B + MINI REO HONEYCOMB B



MINI REO B + MINI REO HONEYCOMB B



GRAND REO ^{led}

/ OK



GRAND REO OK W-W + HONEYCOMB 78



GRAND REO W-B





MINI DIRO ^{led}

R TRIMLESS / R / S



MINI DIRO R TRIMLESS



MINI DIRO R



MINI DIRO S





BURO II & ARCHI+I



MICRO DEEP RINGO

MINI DEEP RINGO



MICRO DEEP RINGO A



MINI DEEP RINGO TRIMLESS B + SPY TUBE B



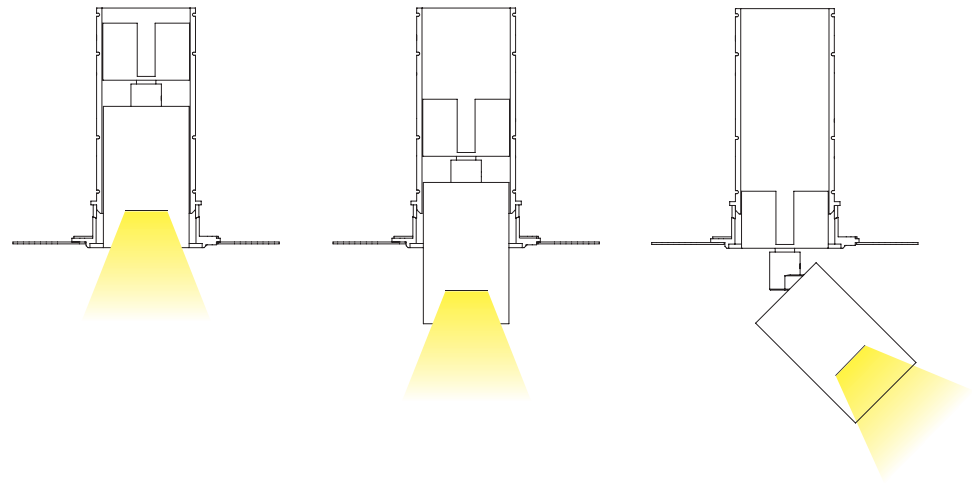
MINISPY led





MIDISPY ^{led}

TRIMLESS





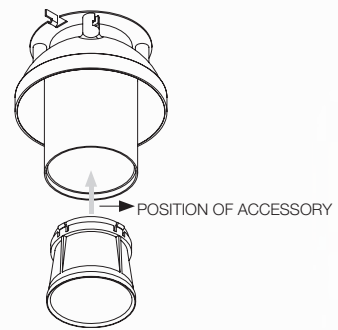


SPY led

TRIMLESS / ST



SPY ST




SPY TUBE W



SPY TUBE B



SPY TUBE MMAT





MIDISPY / SPY ^{led} CLIP





MIDISPY ON W



MINISPY
ON



MIDISPY ON 1 W



MIDISPY ON 2 W



MIDISPY ON 3 B





SPY led ON



SPY ON 1 W



SPY ON 2 B



SPY ON 3 W




MIDSPY ON B





MAXISPY led
ON





led **SPLITLINE**
MIDISPY / SPY





MIDISPY / SPY / MAXISPY led


ON AD / ADL



MIDISPY ON ADL



SPY ON ADL



MAXISPY ON AD



SPY ON HP AD





TWENTY-7 led
TRIMLESS





TWENTY-7
ON





CARREE led



MINI CARREE ST



CARREE TRIMLESS OK LED



CARREE RS LED



CARREE ST OK LED



CARREE 150 LED



CARREE SC OK





RODI ^{led}

SI



RODI FRAME W + GRID SNAP-IN W



RODI FRAME B + GRID SNAP-IN C + HONEYCOMB 50



GRID IN SI ^{led} / TRIMLESS



GRID IN TRIMLESS 2 FRAME B + 2 x GRID SNAP-IN W



GRID IN 2 FRAME W-W + 2 x GRID SNAP-IN W

GRID IN 1 FRAME W
+ GRID SNAP-IN C + HONEYCOMB 50





MAESTRO S led



MAESTRO S LED 295





MINIGRID ON led REO



MINIGRID ON 1 BOX W
+ MINIGRID SNAP-IN REO W



MINIGRID ON 1 BOX B
+ MINIGRID SNAP-IN REO W



MINIGRID ON 1 BOX B
+ MINIGRID SNAP-IN REO B





GRID ON

/ SI



GRID ON 1 B



GRID ON 2 B






GRID IN 1 BOX W +
GRID SNAP-IN C + HONEYCOMB 50



TWEETER ON 4 led





led **TWEETER ON 1**
BL / FRL





SFINKS led





FLAC led






SUPERNOVA led RECESSED





SUPERNOVA led


DOWN-UP LED





SUPERDOME led







SUPER OH! led







GIBBO led



GIBBO + BOWL GLASS OPAL WHITE





led **GABOO**




GABOO W



LOGIC led

W



LOGIC MINI WR

LOGIC W L F



LOGIC MINI WS

LOGIC W L




LOGIC WS







FORTY-5 led



GOOD DESIGN
award


interior
innovation
award
2015
Winner








FIFTY-5 led




FIFTY-5 W-W + INSERT COLOUR B



FIFTY-O



FIFTY-5 W-W + INSERT COLOUR MMAT





POGO led





TWEETER FIX W 

BL / FRL





BACKSPACE led





MONTUR led SONTUR







BOXY R ^{led}



BOXY R B-B / W-W




BOXY R B-B + BOXY HONEYCOMB



BOXY RB W-B



BOXY R C W-W





led **BOXY XL**
R / S



BOXY XL R W-B



BOXY XL R C W-B



BOXY XL S W-B + SOFTENING LENS 78



BOXY R AD led



BOXY R AD B-B + BOXY HONEYCOMB







PHAR AD led



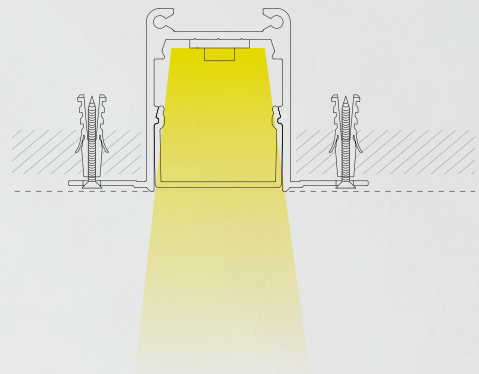
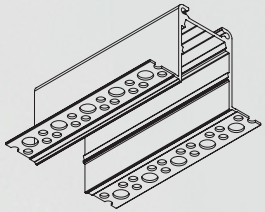




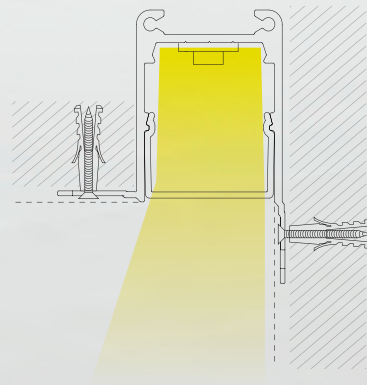
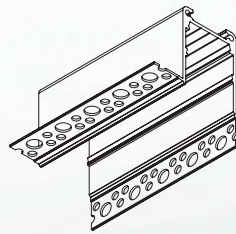
MICROLINE 35 led

TR / TRW / TRH

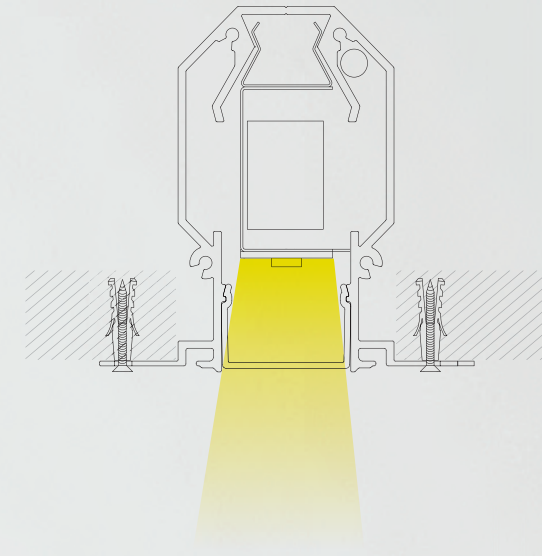
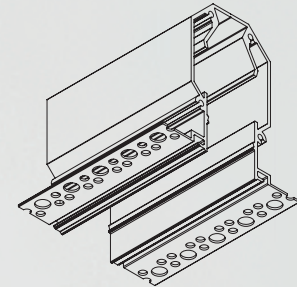
MICROLINE 35 TR



MICROLINE 35 TRW



MICROLINE 35 TRH





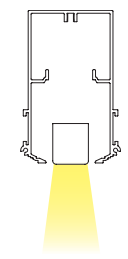
SPLITLINE 29 MIDISPY



SPLITLINE 29 LINE



led **SPLITLINE 29**
MIDISPY
LED LINE





SPLITLINE 52 ^{led}

LED
MIDISPY / SPY



SPLITLINE 52 LED



SPLITLINE 52 LED D



SPLITLINE 52 LED RB



SPLITLINE 52 SPY



SPLITLINE 52 LED




SPLITLINE 52 MIDISPY



SPLITLINE 25 / 51 ^{led}

MIDISPY / SPY



SPLITLINE 25/51 SPY



SPLITLINE 51 LED



SPLITLINE 25/51 MIDISPY





FEMTOLINE 35 ^{led}

TR / F



FTL35 TR



FTL35 TR + FTL35




FTL35



FTL35 TR + FTL35



FTL35 F







FINNLINE led






PATENTED EX-CENTRIC ROTATION SYSTEM®



MINI REO X / REO X ^{led}





SUPERNOVA XS X led

AWARD
DESIGN PLUS
light+building




GOOD
DESIGN
award

interior
innovation
award
2014


Selection

IP64





B-LINER 65 IP led





led MONTUR





MONTUR led SONTUR



MONTUR S LED



MONTUR M LED



SONTUR L



MONTUR M E27



MONTUR L






MONTUR P led



MONTUR S P 30



MONTUR S P 65



MONTUR S P 90



MONTUR M P 70



MONTUR M P 90




MONTUR L P





LOGIC led

W



LOGIC MINI W R LOGIC MINI W S



LOGIC W L F



LOGIC W L



LOGIC W S





LOGIC led

60



LOGIC 60 R WALLWASH



LOGIC 60 R A MOON



LOGIC 60 R MOON



LOGIC 60 R A



LOGIC 60 R




LOGIC 60 R STRIPER



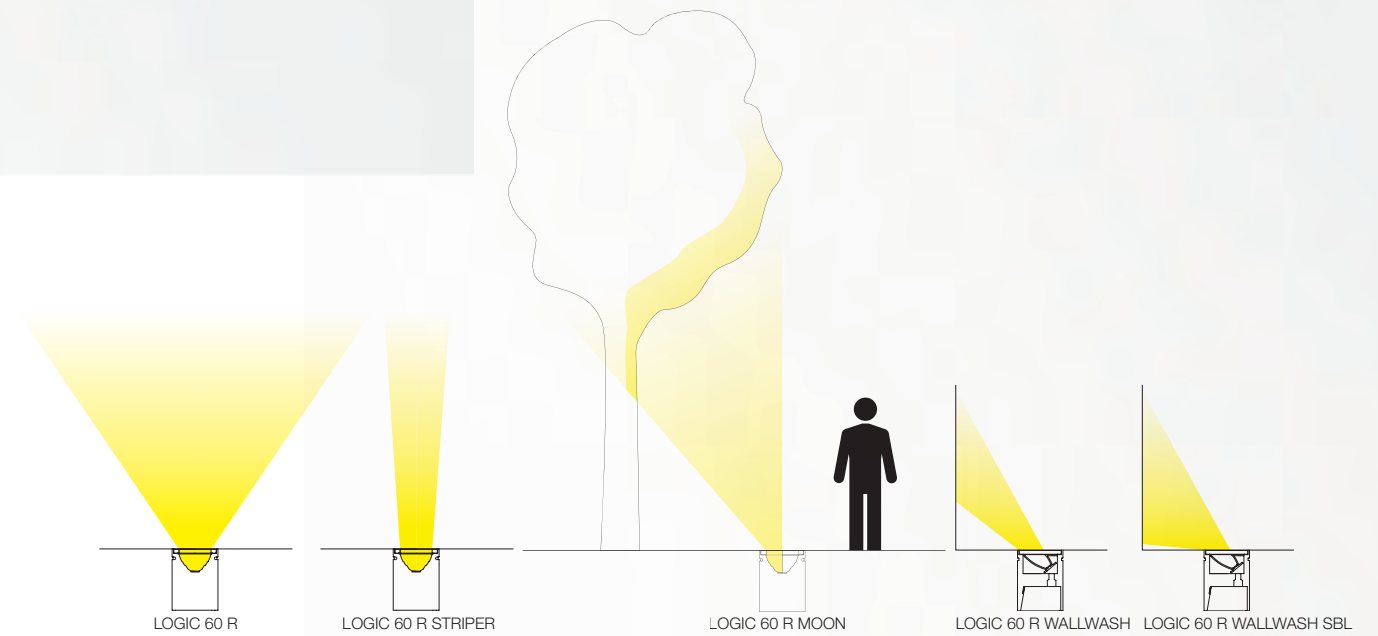
LOGIC 60 R A STRIPER



LOGIC R WALLWASH



LOGIC R WALLWASH







62



LOGIC led
F1 / F2






led MOMBA



MOMBA DOWN-UP SP



MOMBA DOWN-UP




KIX led



KIX S



KIX M



KIX HP



KIX S



KIX +
HONEYCOMB KIX +
KAP KIX



KIX M



KIX HP





KIX led
PIN / P



KIX M P30 N +
KAP STRIPER B



KIX S PIN



KIX M PIN



KIX M P



KIX HP PIN





DREVE ^{led}

Design by Dirk Wynants

